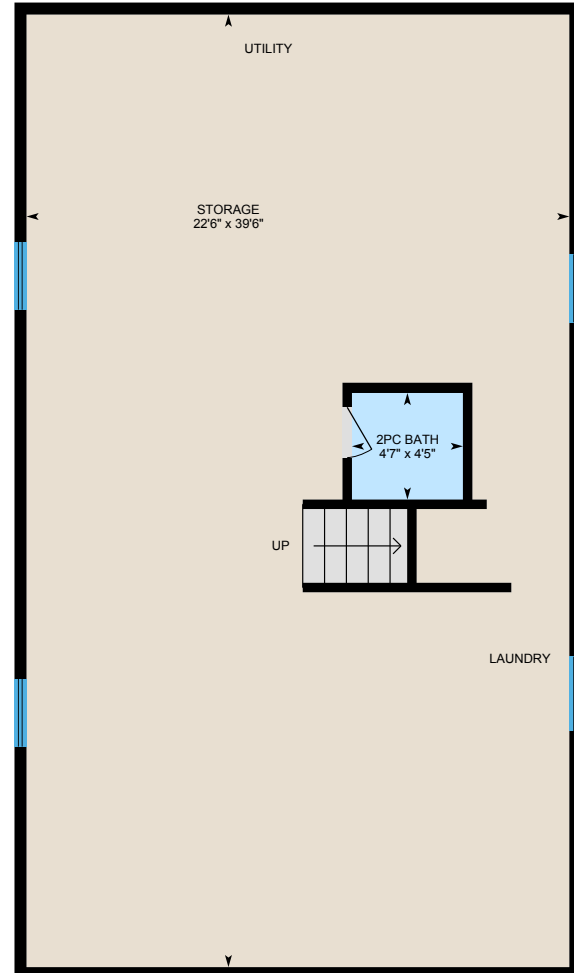


73 Belwood Crescent, Kitchener, ON

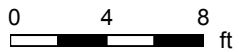
Main Building: Total Exterior Area Above Grade 999 sq ft



Main Floor
Exterior Area 999 sq ft

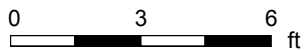


Basement (Below Grade)
Exterior Area 953 sq ft

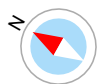


73 Belwood Crescent, Kitchener, ON

Main Floor Total Exterior Area 999 sq ft
Total Interior Area 935 sq ft

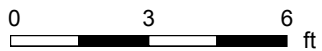
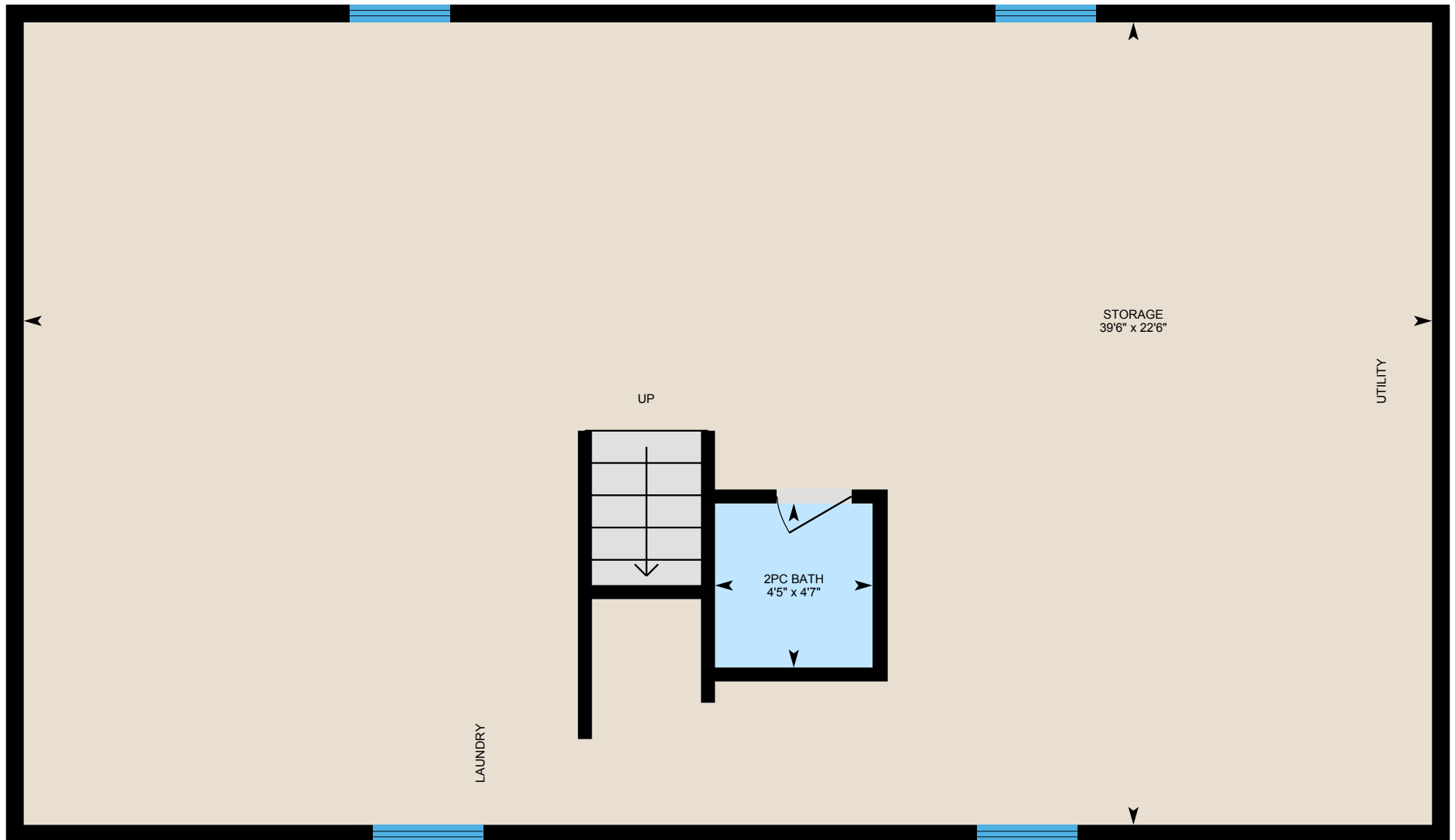


PREPARED: Nov 2020



73 Belwood Crescent, Kitchener, ON

Basement Total Exterior Area 953 sq ft
Total Interior Area 890 sq ft



PREPARED: Nov 2020



73 Belwood Crescent, Kitchener, ON

Property Details

Room Measurements

Only major rooms are listed. Some listed rooms may be excluded from total interior floor area (e.g. garage). Room dimensions are largest length and width; parts of room may be smaller. Room area is not always equal to product of length and width.

Main Building

MAIN FLOOR

5pc Bath: 9'5" x 4'11"

Bedroom: 9'10" x 8'7"

Bedroom: 10'5" x 13'5"

Bedroom: 9'10" x 10'11"

Dining: 9'8" x 6'

Kitchen: 9'5" x 15'10"

Living: 13'10" x 11'4"

BASEMENT

2pc Bath: 4'7" x 4'5"

Storage: 22'6" x 39'6"

Floor Area Information

Floor areas include footprint area of interior walls. All displayed floor areas are rounded to nearest integer. Total area is computed before rounding and may not equal to sum of displayed floor areas.

Main Building

MAIN FLOOR

Interior Area: 935 sq ft

Perimeter Wall Length: 129 ft

Perimeter Wall Thickness: 6.0 in

Exterior Area: 999 sq ft

BASEMENT (Below Grade)

Interior Area: 890 sq ft

Perimeter Wall Length: 126 ft

Perimeter Wall Thickness: 6.0 in

Exterior Area: 953 sq ft

Total Above Grade Floor Area

Main Building Interior: 935 sq ft

Main Building Exterior: 999 sq ft

73 Belwood Crescent, Kitchener, ON

iGUIDE Method of Measurement

Definitions

Interior Area is a per floor calculation, made by measuring to the inside surface of the exterior walls.

Excluded Area is a sum of interior areas of all rooms (measured to the inside surface of room walls) that are excluded from the Interior Area for a floor. Prescribed area exclusions can vary from region to region. Examples of exclusions are spaces open to below, garages, cold cellars, crawl and reduced height spaces, non-enclosed open spaces, such as decks and balconies.

The footprint of all interior walls and staircases is typically included in the reported Interior Area for a floor. The iGUIDE PDF floor plans use color to highlight all included areas. All excluded areas are shown white.

Exterior Area is a per floor calculation, made by measuring to the outside surface of the exterior walls, see below for calculation details.

Grade is the ground level at the perimeter of the exterior finished surface of a house. A floor is considered to be above grade if its floor level is everywhere above grade.

Total Interior Area is the sum of all Interior Areas.

Total Excluded Area is the sum of all Excluded Areas.

Total Exterior Area is the sum of all Exterior Areas.

Unfinished Area is the sum of interior areas of all unfinished rooms (measured to the inside surface of room walls).

Finished Area is Exterior Area minus Unfinished Area. Finished Area includes the footprint of interior and exterior walls.

iGUIDE Exterior Area Calculation

Exterior Area = [Perimeter Wall Thickness] x [Perimeter Wall Length] + [Interior Area]

Notes

A. **Perimeter Wall Thickness** is an independent measurement taken from the property, typically, at the main entrance. Considerations are not made for varying wall thickness around the perimeter.

B. **Perimeter Wall Length** is the sum of lengths of all exterior wall segments on a particular floor. When used to calculate Total Exterior Area Above Grade based on Total Interior Area Above Grade, it is the sum of perimeter wall lengths of all floors above grade.

Disclaimer

All dimensions and floor areas must be considered approximate and are subject to independent verification.