

8808 Wellington Rd 124, Erin, ON

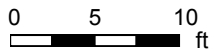
Main Building: Total Exterior Area Above Grade 1395 sq ft



Main Floor
Exterior Area 1395 sq ft

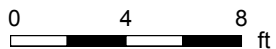


Basement (Below Grade)
Exterior Area 1245 sq ft



8808 Wellington Rd 124, Erin, ON

Main Floor Total Exterior Area 1395 sq ft
Total Interior Area 1287 sq ft



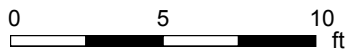
PREPARED: Jun, 2020



White regions are excluded from total floor area. All room dimensions and floor areas must be considered approximate and are subject to independent verification. For method of measurement please see <https://youriguide.com/measure/>.

8808 Wellington Rd 124, Erin, ON

Basement Total Exterior Area 1245 sq ft
Total Interior Area 1137 sq ft



PREPARED: Jun, 2020



White regions are excluded from total floor area. All room dimensions and floor areas must be considered approximate and are subject to independent verification. For method of measurement please see <https://youriguide.com/measure/>.

8808 Wellington Rd 124, Erin, ON

Property Details

Room Measurements

Only major rooms are listed. Some listed rooms may be excluded from total interior floor area (e.g. garage). Room dimensions are largest length and width; parts of room may be smaller. Room area is not always equal to product of length and width.

Main Building

MAIN FLOOR

4pc Bath: 10'9" x 9'10"
Bedroom: 10'1" x 12'2"
Bedroom: 10' x 10'6"
Breakfast: 6'9" x 11'8"
Dining: 11'2" x 11'2"
Kitchen: 11'1" x 11'8"
Living: 17'8" x 13'5"
Master: 14'3" x 13'3"

BASEMENT

3pc Bath: 5'9" x 7'7"
Bedroom: 12'3" x 12'8"
Garage: 23'11" x 11'7"
Kitchen: 9'9" x 19'11"
Laundry: 6'8" x 10'5"
Office: 12'3" x 12'
Rec Room: 21'10" x 12'9"
Storage: 9'9" x 4'9"

Floor Area Information

For explanation of floor area calculations and method of measurement please see <https://youriguide.com/measure/>. All displayed floor areas are rounded to nearest integer. Total area is computed before rounding and may not equal to sum of displayed floor areas.

Main Building

MAIN FLOOR

Interior Area: 1287 sq ft
Perimeter Wall Length: 171 ft
Perimeter Wall Thickness: 7.5 in
Exterior Area: 1395 sq ft

BASEMENT (Below Grade)

Interior Area: 1137 sq ft
Excluded Area: 275 sq ft
Perimeter Wall Length: 173 ft
Perimeter Wall Thickness: 7.5 in
Exterior Area: 1245 sq ft

Total Above Grade Floor Area

Main Building Interior: 1287 sq ft
Main Building Exterior: 1395 sq ft